


Magnetic Liners



Many liner installations are not suitable for traditional fastening systems and are good candidates for our magnetic mounting technology.


Magnetic Mounting

Our engineering team calculates the required pull force needed based on the liner size and the specific application. The powerful magnets are permanently bonded and encapsulated into the liners along with an internal design that directs the magnetic force to the mounting side of the liner. This maximizes the hold force to prevent unwanted removal of the liners after installation.

Customization

Valley Rubber stocks several standard liners sizes for common applications, but we are industry leaders in custom built wear protection systems that solve specific problems. We start with the application in mind. Our liners contain abrasion. In addition, Valley Rubber uses different ceramic chemistries and a wide variety of shapes like: custom cut tile, cubes, bricks, balls and cylinders to create the right product for the application.

(Below) Launder Liner with Rubber-Ceramic held in place with internal magnets - no holes or hardware needed.



Before



After

Magnetic Liner Advantages:

- No fabrication penetration required
- Easy to install
 - No bolting
 - No clamping
 - No welding
 - No adhesives
- Fast Installation



Applications



While there are many common applications for the use of magnetic liners such as chutes, hoppers, bins, screens, etc., we can collaborate with you to provide an innovative approach to a wide range of uses.

Magnetic Patch Liner

Liners for Vertimills (aka Ore Bed Liners)

In this application, the magnets not only serve as the method of mounting, but along with the rubber profiles, they attract ferromagnetic solids in the mill creating the best kind of wear protection - material against material.

(Photo Left) An example of magnetic liners fitted around a grinding media port with the cover.





Magnetic Patch Liner

If a hole develops in a chute, simply place the magnetic patch liner over the hole on the outside of the chute wall. This will keep the plant running safely and production going until a scheduled maintenance day.

How Strong Are They?

- Lab tested rubber compound gives long life and protection against impact, cut, tear and abrasion.
- Easy to install: Powerful magnets hold liner against chute wall.
- Durable steel handle makes carrying easy and is essential for removal.
- Avoid costly unscheduled downtime.

Valley Rubber Magnetic Patch Liners are so strong that they will even hold a 200 pound man!



Other Benefits Include

Improved Plant Availability • Reduced Cost-Per-Ton
Enhanced Profitability • Easy Maintenance