




# BeltSeal Solutions

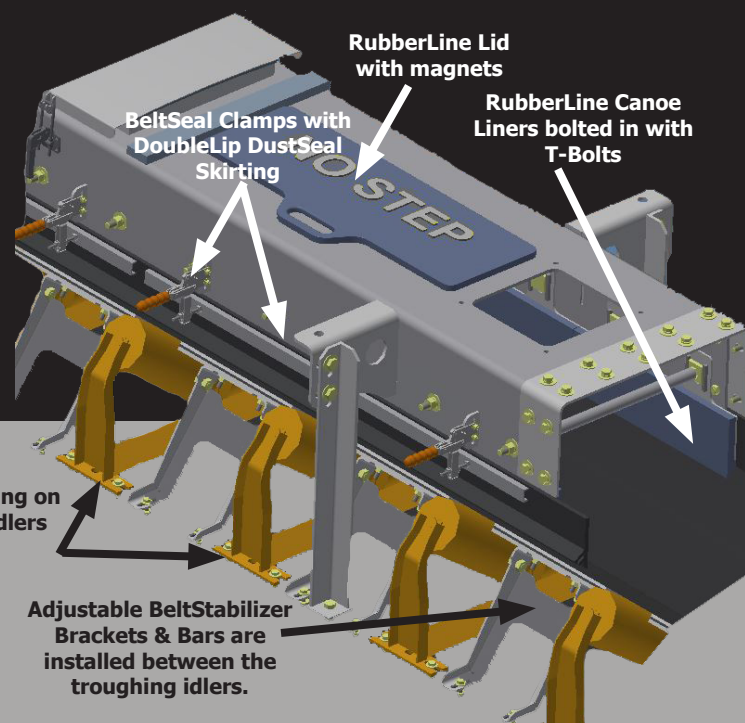
ValleyRubber.Solutions | 1.256.784.5231



# Why do you need a BeltSeal-Kit

## The Problem


Before using Valley Rubber's BeltSeal-Kits, plants had experienced the following issues: excessive maintenance, MSHA and EPA violations, followed with the inability to meet full production.



Before



After



## Valley Rubber's Solution

The BeltSeal-Kit drastically improves these issues resulting in significant cost savings, increased production and a safer working environment.

(Before) The Load Zone was not properly supported which allowed the belt to porpoise between the impact idlers. Significant spillage, dust and maintenance resulted from this issue.

(After) Valley Rubber's solution included adding **BeltSeal Clamps** with **DoubleLip DustSeal** skirting and **Impact Idlers** that are spaced tighter together. Adjustable **BeltStabilizer Brackets and Bars** were installed between the troughing idlers.



The original design allowed material and dust to escape between the belt and canoe.




The new design includes all of Valley Rubber's **BeltSeal-Kit** components.



# BeltSeal

## Components



### Canoe Liners

**Problem:** Increased cost-per-ton, spillage, dust and noise.

**Solution:** We offer several types of Canoe Liners depending on your application:

**RubberLine, HardBall, HardLine, and HardLine-Plus.**



**Before:** Steel liners last only 45 days in a Latin American operation.




**After:** Rubber-Ceramic Liners currently still in operation after fifteen months.

We have designed our Canoe Liners to simplify installation, adjustment and alignment. They are anchored to the canoe frame using T-Bolts that are embedded within the Canoe Liner.

- In load-zones that have a high tonnage rate, our Canoe Liners significantly reduce spillage, dust and wear by not only centering the material on the belt, but increasing the life of the belt with its drag free design.
- Designed specific to your application, then custom manufactured.
- Each metal-backed Canoe Liner comes with the ability to adjust the height to fit your conveyor belt.

### DustSeals

**Typical Canoe**



An example of an existing canoe. Dust and spillage of material will be an issue due to the significant gap between the canoe wall and conveyor belt.

**Valley Rubber's Solution**



**RubberLine Canoe Liner** is beveled to match the belt angle. Notice the three points of contact on the **DoubleLip-DustSeal**. The **BeltSeal Clamps** easily and safely open to adjust our **DoubleLip-DustSeal**.

**Problem:** Typical seals are sold in large rolls that are hard to handle and ineffective.

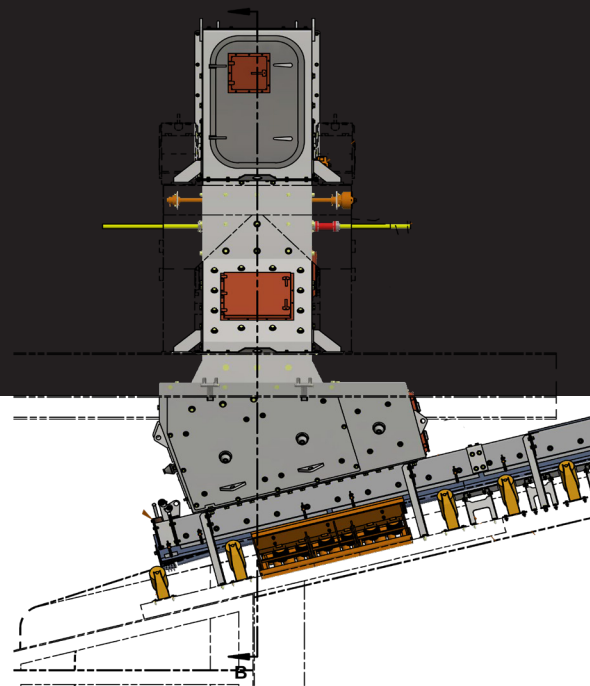
**Solution:** **DustSeals** are effective and easy to handle and are supplied in 10' lengths. We sell **DoubleLip** and **TripleLip-DustSeals** that are designed to work in conjunction with our **BeltSeal** components.

# Additional Solutions

## TailSeal-Kit

**Problem:** It is common to see either a piece of conveyor belt bolted to the rear of the canoe or a slab of rubber bolted in the same fashion. Unable to be adjusted, these quick fixes are time consuming and rarely maintained, causing continued spillage and dust issues.

**Solution:** The Valley Rubber TailSeal-Kit. We utilize a system that incorporates three molded rubber blades that are adjustable using stainless steel t-handled screws. This allows for three points of contact to create a seal on the belt. Then for ease of inspection and maintenance, the system is hinged for access.



### Before



Previous system resulted in costly fines, excessive maintenance, loss of production and structural weigh load concerns due to spillage.

### After



Valley Rubber's design incorporates Inflatable Liner technology, **TailSeal-Kit**, and our **BeltSeal** components.



(Left) The adjustable **BeltStabilizer Bracket & Bars** are installed between the **Troughing Idlers**. Note the **BeltSeal Clamps** with **DoubleLip DustSeal** skirting.

Valley Rubber can provide a customized **BeltSeal-Kit** built to your specifications resulting in reduced maintenance costs, increased production, and a safer working environment.

Visit us online: **ValleyRubber.Solutions**

Rev. 0 - Jan. 19, 2021